

# COMMUNITY UPDATE

## BELTON AREA CHAMBER OF COMMERCE

Wednesday, April 12, 2023

**Belton** **EDC**  
ECONOMIC DEVELOPMENT CORPORATION



WELCOME TO  
**BELTON**  
ESTABLISHED

# BOARD OF DIRECTORS

Joe Shepperd  
Board President



Stevie Spradley  
Board Secretary



Marion Grayson  
Board Member



Griff Lord  
Board Vice President



Brandon Bozon  
Board Member

# BEDC STAFF



Cynthia Hernandez  
Executive Director



Ana Borchardt  
Director of Business  
Retention & Expansion



Katherine Mutchler  
Administrative Assistant

# ABOUT US

- ▶ Created in 1991 by a vote of the Belton citizens.
- ▶ Non-profit corporation.
- ▶ Funded by a ½ sales tax.
- ▶ Governed by a 5-member Board of Directors appointed by the Mayor and City Council.

## MISSION

To enhance the economy of the City of Belton by assisting primary industries expand or locate into the community, thereby creating new job opportunities and enhancing the tax base.



BEAUTIFUL, STATE-OF-THE-ART



WELL CONNECTED



ROOTED IN HISTORY



FUN, ADVENTUROUS OUTDOORS



TALENTED, RELIABLE WORKFORCE



THRIVING BUSINESS CENTER

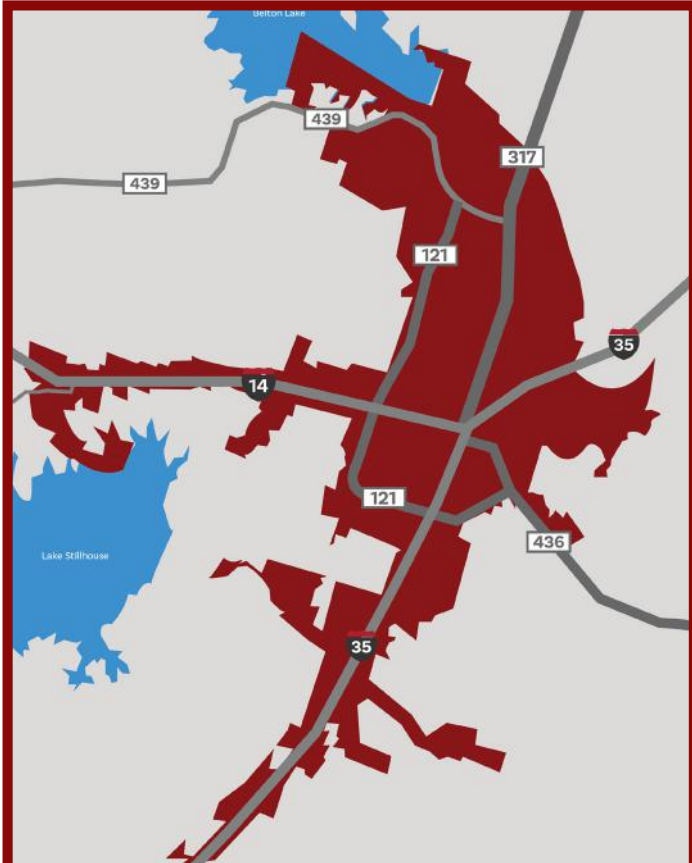
# AREAS OF FOCUS

- ▶ BUSINESS DEVELOPMENT
- ▶ BUSINESS RETENTION & EXPANSION
- ▶ WORKFORCE INITIATIVES
- ▶ INFRASTRUCTURE IMPROVEMENTS



# A LOOK AT THE DATA...

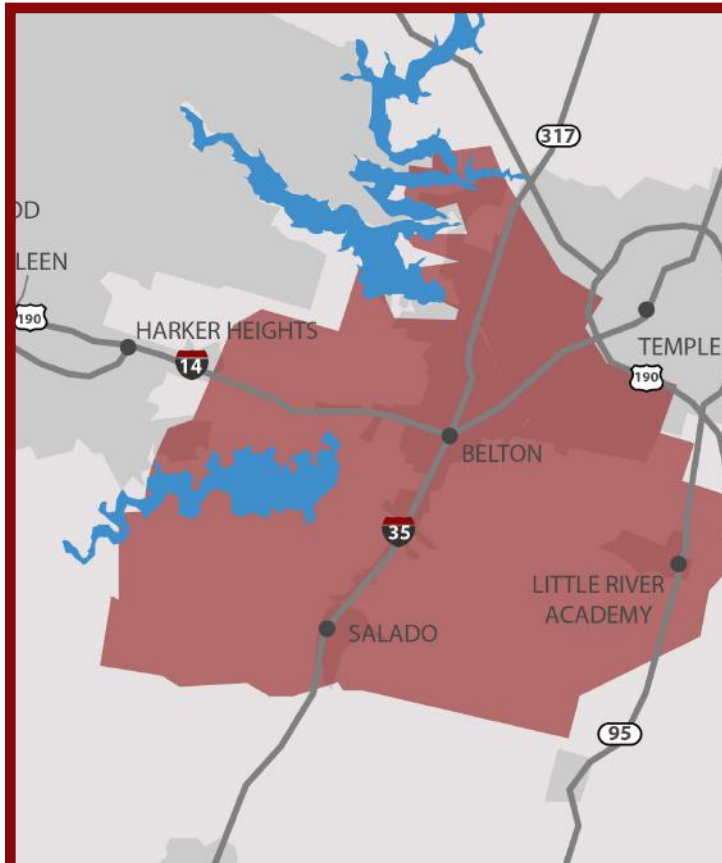
## City Limits



**25,466**  
POPULATION

**\$9.2 M**  
SALES TAX

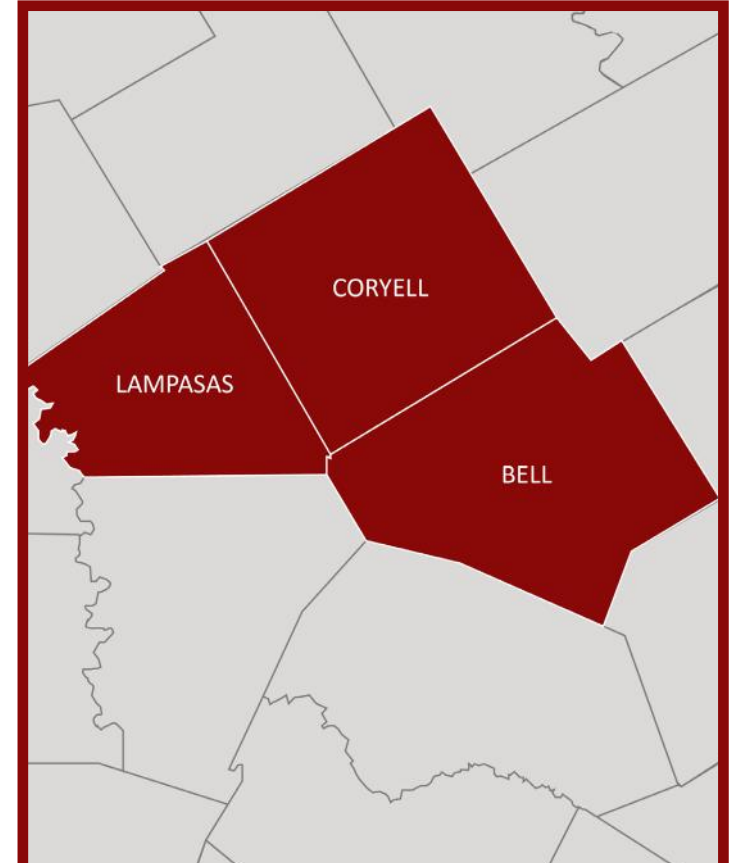
## Retail Trade Area



**133,462**  
POPULATION

**\$70,627**  
MEDIAN HH  
INCOME

## Metropolitan Statistical Area

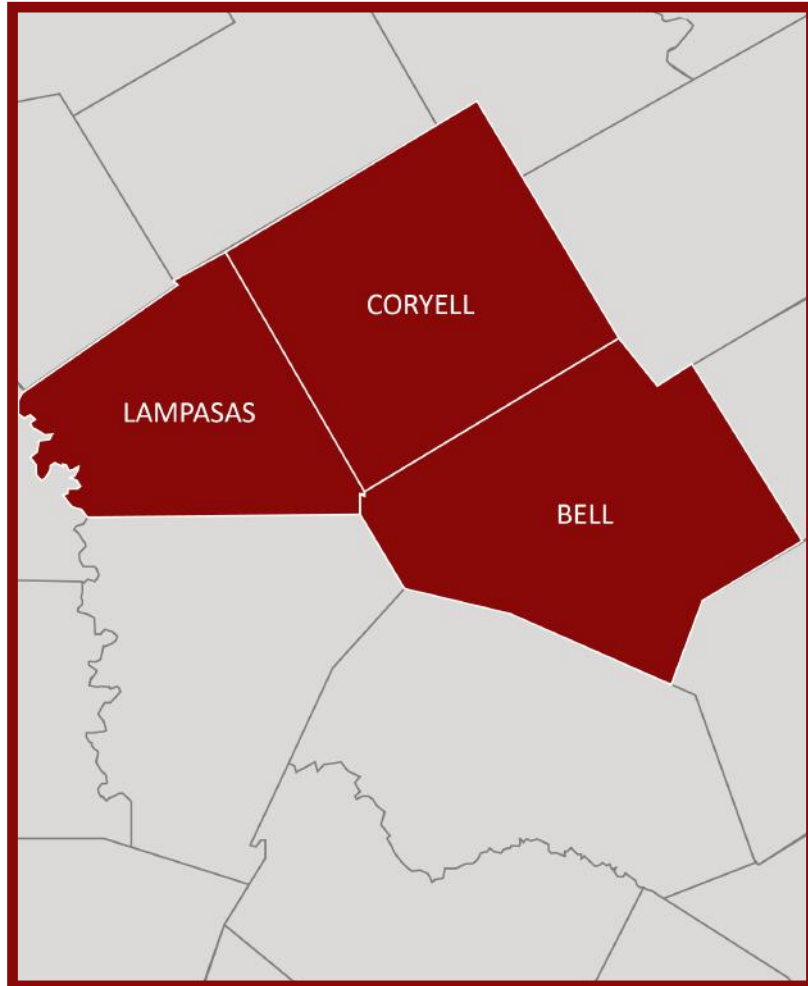


**491,093**  
POPULATION

**335,575**  
WORKING  
AGE

*\*Source: Esri - Sites on Texas, Retail Coach, & Lighthouse*

# MSA



2020



LABOR FORCE  
**180,045**



AVG. WEEKLY WAGE  
**\$888**



UNEMPLOYMENT  
RATE  
**3.7%**

2023



LABOR FORCE  
**188,218**



AVG. WEEKLY WAGE  
**\$1075**



UNEMPLOYMENT  
RATE  
**5.3 %**

*\*Source: Texas Labor Market Information*



# BELTON BUSINESS PARK





35



93

**HWY 93 INDUSTRIAL PARK**



121

 **USACAPITOL**  
EXPANSION

 **USACAPITOL**

**PROSPECTIVE  
SITE**

# **SOUTH LOOP INDUSTRIAL PARK**

# BEDC INFRASTRUCTURE PROJECTS

PROJECT	BUDGET	STATUS
Capitol Way Sewer Improvements	\$50,000	Complete
East Street	\$500,000	Complete
IH-35 Waterline Extension	\$1.8 million	Complete
IH-14 Water/Sewer Extension	\$3.071 million	Finalizing Easement Acquisition
Loop 121 Cost Share	\$850,000	Under Construction
Avenue D Extension	\$2 million	Design - Bid in Fall 2023
Rockwool Infrastructure (match)	\$500,000	Design
Pearl Street Improvements	\$1.3 million	Design

# IMAGINE BELTON DISTRICTS



## **SOUTH MAIN**

First Impression with access to IH-14 & IH-35.

## **THE FIELDS**

Commercial, residential, and large tracts of

## **NORTH 6TH**

Largely residential with commercial located on the north side.

## **WEST 2ND**

Residential and recreational, with Nolan Creek and trail as the eastern boundary.

## **UNIVERSITY HEIGHTS**

UMHB campus and residential single-family homes.

## **CENTRAL DOWNTOWN**

Businesses, government agencies, dining, and shopping.






**EXPANDING ENTREPRENEURSHIP**  
WEST 2ND DISTRICT



**PEARL STREET**  
UNIVERSITY HEIGHTS



**AVENUE C OVERLOOK**  
SOUTH MAIN DISTRICT




**6TH STREET GATEWAY**  
THE FIELDS DISTRICT



**RESIDENTIAL RECLAMATION**  
NORTH 6TH DISTRICT



**NORTH BANK BUSINESS ENGAGEMENT**  
CENTRAL DOWNTOWN DISTRICT



# IMAGINE BELTON RECEPTION



## THANK YOU

Cynthia Hernandez

 254.831.6960

 254.317.1224

 [chernandez@beltonedc.org](mailto:chernandez@beltonedc.org)

 [www.beltonedc.org](http://www.beltonedc.org)

